



TREND NETWORKS



# SecuriTEST IP

CCTV Camera Tester for  
IP Digital / HD Coax / Analogue Systems

Depend On Us

# SecuriTEST IP



CCTV Camera Tester for  
IP Digital / HD Coax /  
Analogue Systems

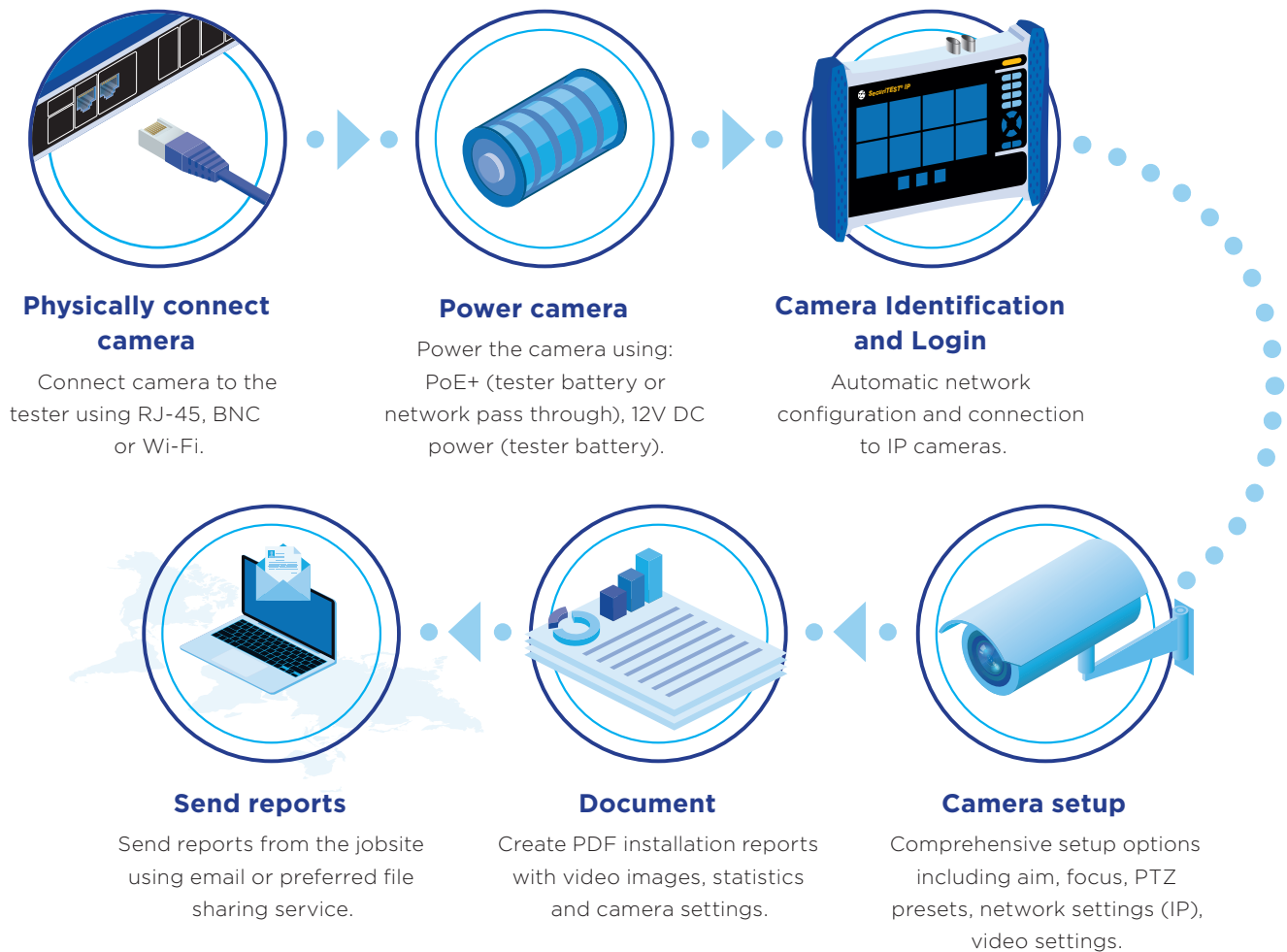
SecuriTEST IP is an installation and troubleshooting tester for digital/IP, HD coax and analogue CCTV camera systems. With a single tester that can power, configure and document, SecuriTEST IP increases productivity from start to finish.

Supply power to cameras via PoE/PoE+ (Power over Ethernet) or standard 12V DC power using its internal Li-Ion battery, eliminating the need for external power adapters and injectors.

The QuickIP™ feature allows installers who are new to IP camera systems to quickly and easily connect to cameras without being network experts.

Create professional test reports including video screen shots to verify the job has been completed successfully and reduce unpaid call backs.

## Camera Configuration, Installation and Troubleshooting



## Physically Connect Camera

Connect to any IP or analog camera using RJ-45, BNC connections or Wi-Fi via network.




## Power Camera

Whether you are installing or troubleshooting cameras, SecuriTEST IP supports all your power requirements for IP and analogue cameras.

**No need for separate power injectors** – SecuriTEST IP includes the following power outputs:



Power the camera using Power over Ethernet (PoE+), up to 24 watts from the tester - RJ-45 port.



Power the camera by passing PoE+ from the network and through the tester - RJ-45 port.



Power the camera using 12V DC from the tester - 2.5mm to 3.5mm barrel connector.



## Camera Identification and Login

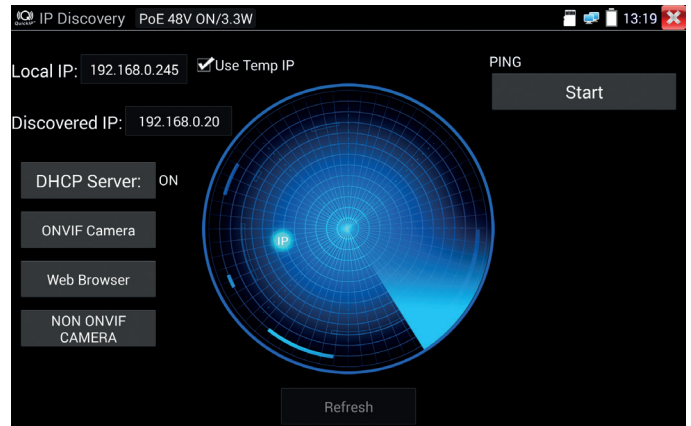
QuickIP™ automates the process of connecting to IP cameras, allowing novice technicians to configure IP cameras as easily as analogue cameras. For instances where dynamic IP addresses are required by the camera, SecuriTEST IP has a built-in DHCP server making setup easy and eliminating the need for additional network hardware.

A suite of networking troubleshooting tools are available to pinpoint and solve network connectivity issues.

- Display Network Configuration
- Ping / TraceRoute
- Hub blink for Port Identification
- IP network Scan - check for IP address conflicts

## IP Camera Setup

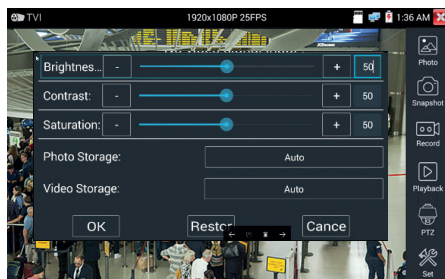
SecuriTEST IP offers a comprehensive range of ONVIF and non-ONVIF camera setup tools to ensure the camera is installed correctly



1. **Configure camera** – update camera information and network settings.
2. **Aim and focus** - use the high-resolution touchscreen or the hard keys when wearing gloves.
3. **Program presets for PTZ cameras** – Program PTZ camera presets for users to automatically look at predefined areas.
4. **Take snapshot** – save video snapshots including preset locations for your installation reports.
5. **Record video clip** – record video clips to demonstrate complete coverage for PTZ cameras.

## Analogue and HD Camera Setup


Easily setup analogue cameras.



Video adjustment



PTZ protocol settings



Test pattern generator to adjust screens

## Professional Reports\*

**Easily transfer reports from the jobsite** – Using the built-in Wi-Fi and the web browser, test reports can be sent directly from the tester using email, your preferred file sharing service or be exported on microSD card.

## Convert unpaid call backs to billable service

**calls** – Generate professional PDF reports that provide proof of installation to the client.

**No more spreadsheets** – Today security engineers waste time manually filling in excel documents to create reports. SecuriTEST IP is the first camera tester to capture camera image(s), network configuration and automate documentation.

**Reduce troubleshooting time** – Reports capture as-built configuration that will help to reduce troubleshooting on future call backs.

**18GB of combined storage –**

10GB of internal memory and 8GB available on the SD memory card included.

\* Only applicable when using the ONVIF protocol

## Example Report

		<h2>SecuriTEST IP Test Report</h2>	
Job/Project name :	Lake Ridge	Operator :	J. Smith
Ticket/Ref /Job No. :	QR127A	Company :	City Wide CCTV
Building No. :	LRP472	Street :	1300 N. Industrial Blvd
Street :	River Run St	City :	San Jose, CA
City :	Tega Cay	ZIP :	92100
State :	SC	Country :	USA
ZIP :	29777	Tel :	888-555-1295
Country :	USA	Email :	contactus@trend-networks.com
<b>Tester Info</b>			
Tester Name :	SecuriTEST IP	Test Time/Date :	2017-10-09 12:32:37
Serial No :	2017072000010810	Time zone :	EST
Hardware Version :	1.3-1.3	Firmware Version :	1.7.1.1.4
Main SW version :	V1.1.0	System SW version :	IN-K2-X7V1.0.0-1.0.0-7114G
<b>Device Info</b>			
Camera name :	IPCAM06	Camera Model :	DS-2DE2202-DE3/W
Camera time :	2017-10-9 13:0:36	Camera Maker :	HIKVISION
Camera Firmware Ver :	V5.3.9 build 151223	ONVIF version :	2.40
<b>Network Status Info</b>			
Ethernet port speed :	100Mb/s	Duplexity :	Full
PoE :		Camera IP address :	192.168.1.64
Camera IP Model :	dynamic	Camera subnet mask :	255.255.255.0
Gateway :	192.168.1.1	Camera MAC add :	bc:ad:28:c8:6d:0e
DNS :	8.8.8.8		
<b>Image Info</b>			
Resolution :	1920x1080	Encoding format :	H264
Frame Rate (fps) :	25	Bit Rate Max (kbps) :	3072
photo :			
2011-01-02-11-25-08.png 		2011-01-02-12-16-07.png 	
2011-01-04-20-30-12.png 		2011-01-04-20-24-37.png 	

## Data Cable Test (UTP) – Wiremap

## Eliminate guess work troubleshooting cabling

**faults** – SecuriTEST IP is used in combination with the “Cable Trace/Remote Tool” to pinpoint cabling faults such as cross overs, miswires, shorts and opens. The length of the cabling is also provided.

**Determine water ingress in data cabling** – Many

cables are run outside or in underground conduit and exposed to moisture. Moisture ingress through the cable jacket, which is impossible to see, leads to a number of performance problems.



## Cable Tracing – Search for Cabling

SecuriTEST IP includes the ability to identify and trace cables using the digital tone generator and the “Cable Tracer/Remote Tool”. Choose from four tones and use the “Cable Tracer/Remote Tool” with variable sensitivity settings to trace either large cable bundles from a distance or pinpoint a single cable within a bundle.

# SecuriTEST IP

## Accurate setup of 4k cameras

– Digital zoom displays full detail of high resolution video on the 7" touchscreen.

## Fast access to key features

– Short cut menu to instantly launch your most used tools.

**One hand operation** – Pan/Tilt/Zoom (PTZ) the camera using either the touchscreen or the hard keys.



**Long battery life** – Up to 10 hours continuous usage with a lithium-ion battery.

**Ease of use** – High resolution 7" capacitive touchscreen with 1920 x 1200 resolution display.



## PoE+ troubleshooting

- Display the PoE+ consumption of the attached camera in real-time using the power monitor tool. Displays voltage by pair and total wattage drawn.

## Analogue/AHD/CVI/TVI video input -

Connect to all common analogue and HD-over-coax cameras for maximum versatility.

## Setup security monitors

- Use the analogue Video Out port on the tester with the test pattern generator function to setup security monitors.

**Flashlight** - Bright LED flashlight with 5/10/30/60 minute auto-off options.

## 12V DC power supply

- Power any camera using the built-in 12V/2A DC power supply.

## Power up camera with PoE+

- RJ-45 network port provides PoE+ (up to 24 watts) to the camera using the internal battery when network power is unavailable.

## Troubleshooting HDMI

- Use the HDMI In port, connect to any HDMI source to isolate Network Video Recorder (NVR) vs monitor problems.

**HDMI In** - Eliminates the need for a separate monitor.

## RS485 input/out

- Control and program Pan/Tilt/Zoom (PTZ) cameras and monitor incoming PTZ control signals to assist in troubleshooting analogue cameras.

## Camera audio testing using audio in port

- Test microphone equipped cameras using the tester's internal speaker.

## Camera audio testing using audio out port

- Listen to the camera audio through the tester using external headphones/earbuds. Useful in noisy environments.

## Data cable testing

- RJ-45 port to perform wiremap testing of unshielded twisted pair (UTP) data cabling. Automatically identify cross over cables and common wiremap faults using the Tracer/Remote.

**USB charging** - High power 2A USB port to quickly charge devices such as mobile phones and tablets. (Please note this port does not support data transfer).

**microSD slot** - Transfer test reports, screen captures and video clips, or update software using microSD card.

**HDMI output** - Display tester screen on a larger monitor using HDMI for greater clarity.

# SecuriTEST IP

## CCTV Camera Tester for IP Digital / HD Coax / Analogue Systems



### Ordering Information

Part No.	Kit Contents
<b>R171000</b>	<b>SecuriTEST IP</b> - Digital/Analogue/HD Coax CCTV Tester. 1 x SecuriTEST IP Camera Tester, 1 x carry case with strap, 2 x neck straps, 1 x PSU EU/UK/US/AU adapters, 1 x cable tracer/remote, 1 x 3m Cat. 5e UTP patch cable, 1 x 3m coax cable with two end BNC (m) connectors, 1 x 3m DC12V 3.5(f) to 2.5(f) power cable, 2 x RS485 female green plugs, 1 x 0.5m RS485 cable with female green plug and two clips, 1 x 0.5m audio male jack with other end two clips, 1 x quick reference guide, 1 x 8GB microSD card and reader with USB adapter

TREND NETWORKS				SecuriTEST IP Test Report	
Job/Project name : Lake Ridge		Operator : J. Smith			
Ticket/Ref. Job No. : QR127A		Company : City Wide CCTV			
Building No. : LRP472		Street : 1300 N. Industrial Blvd			
Street : River Run St		City : San Jose, CA			
City : Tega Cay		ZIP : 92100			
State : SC		Country : USA			
ZIP : 29777		Tel : 888-555-1295			
Country : USA		Email : contactus@trend-networks.com			
Tester Name : SecuriTEST IP		Test Time/Date : 2017-10-09 12:32:37			
Serial No : 2017072000010810		Time zone : EST			
Hardware Version : 1.3-1.3		Firmware Version : 1.7.1.1.4			
Main SW version : V1.1.0		System SW version : IN-K2-X7V1.0.0-1.0.0-71143			
Device Info		Camera Model : DS-2DE2202-DE3/W			
Camera name : IPCAM06		Camera Maker : HIKVISION			
Camera time : 2017-10-9 13:03:36		ONVIF version : 2.40			
Camera Firmware Ver : V5.3.9 build 151223					
Network Status Info		Duplexity : Full			
Ethernet port speed : 100Mbps		Camera IP address : 192.168.1.64			
PoE :		Camera subnet mask : 255.255.255.0			
Camera IP Mode : dynamic		Camera MAC add : bc:ad:28:c8:6d:0e			
Gateway : 192.168.1.1					
DNS : 8.8.8.8					
Image Info		Encoding format : H264			
Resolution : 1920x1080		Bit Rate Max (kbps) : 3072			
Frame Rate (fps) : 25					
photo :					
2011-01-02-11-25-08.png		2011-01-02-12-16-07.png			
2011-01-04-20-30-12.png		2011-01-04-20-24-37.png			

### Optional Accessories

Part No.	Description
<b>R171050</b>	1 x Replacement Cable Tracer/Remote
<b>R171051</b>	1 x Replacement accessory set for SecuriTEST IP. 1 x coax cable with two end BNC (m) connectors, 1 x DC12V 3.5(f) to 2.5(f) power cable, 2 x RS485 female green plug
<b>R171052</b>	1 x Replacement Battery

For replacement accessories, please visit our website.

### Basic Specifications

Internal Memory	Max. Cable Length	Battery Life*	Dimension (mm)	Weight	Operation Temp	Operation Humidity
10GB	100m	10 hours	160 (L) x 252 (W) x 48 (D)	1.00Kg	-10°C to +50°C	30% to 90%

For detailed specifications, please visit our website.

\*Battery life is dependent on the load being drawn.



**TREND NETWORKS**

All Rights Reserved. TREND, TREND NETWORKS, SecuriTEST, and the QuickIP logos are trademarks or registered trademarks of TREND NETWORKS.

TREND NETWORKS North America  
300 Roundhill Drive, Suite 1,  
Rockaway, NJ 07866, USA

Tel. 973-957-7700

contactus@trend-networks.com

[www.trend-networks.com](http://www.trend-networks.com)

Specification subject to change without notice. E&OE

© TREND NETWORKS 2020

Publication no.: 171820, Rev. 3